Art.Nr.: MO5197

4 Wheel Parts GmbH • Richard Wagner Str. 23 • 71701 Schwieberdingen • E-Mail: myjeep@4wp.de

US Anhängerzugvorrichtung mit Abdeckung Wrangler JK 07-18

Jeep® JK Wrangler Receiver Hitch

Contents:

1. Receiver Weldment (1)
2. Mounting Bolts (4)
3. Nylock Nuts (4)
4. Flat Washers (8)

Tow Rating: 2 DR JK (Up to 2000lbs)
4 DR JK (Up to 3500lbs)

DO NOT EXCEED THE MANUFACTURES STATED TOW RATING FOR EACH MODEL. READ OWNERS MANUAL BEFORE INSTALLING.



⚠ **Caution - The Receiver Hitch installs very close to the muffler. Ensure that the vehicle is cool before attempting install.**

1. If your vehicle is equipped with a tow hook it must first be removed from the vehicle. There are 3 bolts holding the rear tow hook to the rear cross member. These must be removed, and the tow hook slid down off the cross member.



2. Slide the receiver over the rear crossmember, taking care to align the 4 holes in the receiver with the 4 holes in the cross member. Once in place, insert left or right most bolt with flat washer into the back side of the hitch and through the cross member. Place the nylock nut and flat washer on to the bolt. Secure but do not tighten.



Art.Nr.: MO5197

4 Wheel Parts GmbH • Richard Wagner Str. 23 • 71701 Schwieberdingen • E-Mail: myjeep@4wp.de

US Anhängerzugvorrichtung mit Abdeckung Wrangler JK 07-18

Jeep® JK Wrangler Receiver Hitch

3. Once all 4 bolts and nylock nuts have been started, tighten them. The nuts will need to be held in place with an open end wrench during this step.

4. Insert the trailer wiring, if equipped, into the trailer wiring mounting tab on the receiver as shown. Installation is now complete.

PLEASE NOTE: This hitch is designed to tow up to 2000 lbs 2 door and 3500 lbs 4 door.
Max Tongue weight:
200 lbs 2 door
350 lbs 4 door
(2007 and up JK)