



Installation Instructions Rear Floor Liner/Protector

Vehicle Application:
Jeep® Wrangler JL (2-Door)
2018- current
Part Number 51516

! WARNING READ AND FOLLOW ALL INSTRUCTIONS.


DO NOT STACK ANY OTHER LINERS OR MATS OVER OR UNDER your Bestop Floor Liners. Floor Liners MUST be anchored directly to carpet.


! WARNING This product is designed primarily to enhance the appearance of the vehicle. Do not rely in any way on the components of this product to protect against injury or death in the event of an accident. Never operate the vehicle in excess of manufacturer’s specifications.

Read and follow, precisely, all installation instructions provided when installing this product. Failure to do so may result in a poor fit and could place occupants of the vehicle in a potentially dangerous situation.



WEAR SEAT BELTS AT ALL TIMES

Tools
 <p>Vacuum Cleaner</p>

Installation Time
 <p>15 minutes</p>
Skill Level
<p>① ② ③ ④</p> <p>1 - Easy</p>

Support
<p>We’re here to help! Go to: https://www.bestop.com and click on Need Help?</p>

<p>https://www.bestop.com/video-library</p>



Installation Instructions Rear Floor Liner/Protector


Vehicle Application:
Jeep® Wrangler JL (2-Door)
2018- current
Part Number 51516

Parts List


- Required parts for installation - Page number in Installation Guide

All Sections Hardware

Page 3



Driver's Side



Passenger's Side

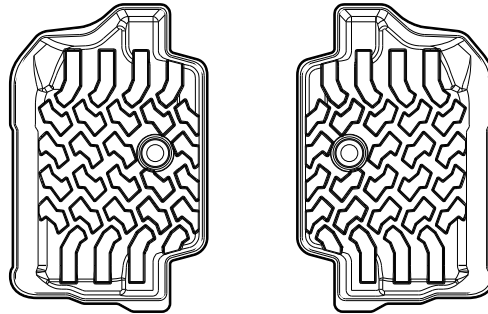
Rear Floor Liners
Qty. 1 for each side

Step 1

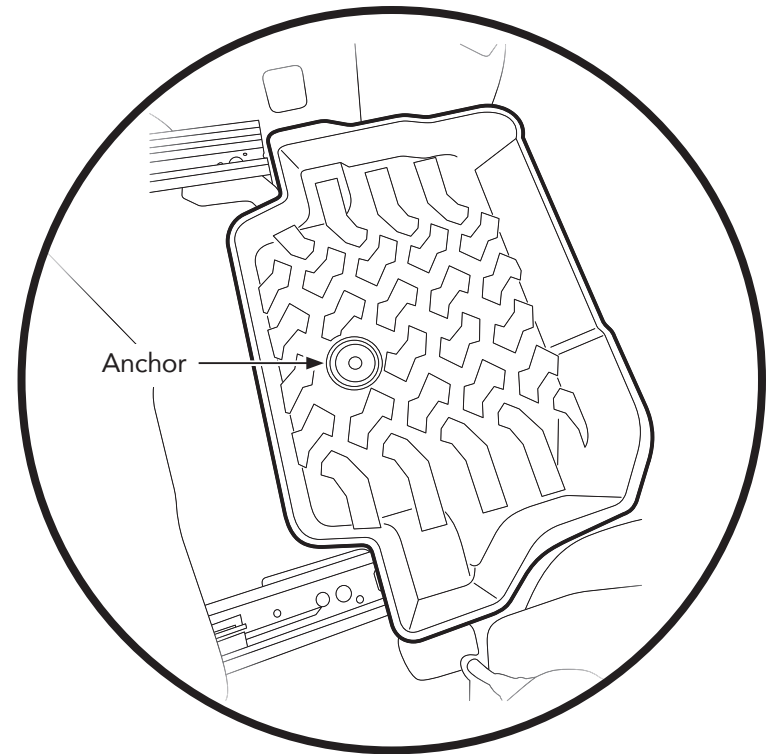
Remove all existing Floor Mats or Liners, according to manufacturer's instructions. Factory installed liners will pull up/off the factory carpet anchors.

Do not stack or combine your Floor Liners over other floor mats or liners.

Vacuum the vehicle carpet and make sure it is completely dry.

Hardware

Rear Floor Liners
Qty. 1 for each side

Step 2**Step 2**

Place the Rear Floor Liners into position in the rear seat foot wells.

Make sure that the original equipment carpet anchor buttons pass completely through the anchor holes in the Bestop Floor Liners.

Press down on the floor liner anchors to SNAP them into position around the anchor buttons.



Installation Instructions Rear Floor Liner/Protector

Vehicle Application:
Jeep® Wrangler JL (2-Door)
2018- current
Part Number 51516



ADVERTENCIA

LEA Y SIGA TODAS LAS INSTRUCCIONES. Los protectores delanteros que no se aseguran firmemente al piso pueden desplazarse y restringir el movimiento de los pedales, lo cual podría provocar la pérdida de control del vehículo.

PARA EVITAR EL RIESGO DE SUFRIR LESIONES GRAVES: el protector de piso del lado del conductor DEBE asegurarse con los fijadores que vienen de fábrica con su Jeep®. Cambie el fijador de la alfombra que viene de fábrica si se daña o sustitúyalo si se extravía.

NO APILE OTRAS CUBIERTAS O TAPETES ENCIMA O DEBAJO del protector de piso Bestop. El protector de piso DEBE fijarse directamente a la alfombra.



ADVERTENCIA

Este producto está diseñado principalmente para mejorar la apariencia del vehículo. De ninguna manera piense que los componentes de este producto pueden ofrecer protección contra lesiones o la muerte en caso de accidente. Nunca conduzca el vehículo fuera de las especificaciones del fabricante

USE LOS CINTURONES DE SEGURIDAD EN TODO MOMENTO.

Lea y siga con precisión todas las instrucciones de instalación que se proporcionan para instalar este producto. Si no lo hace, podría producirse un mal ajuste que colocaría a los ocupantes del vehículo en una situación potencialmente peligrosa.



AVERTISSEMENT

LISEZ ET SUIVEZ TOUTES LES INSTRUCTIONS. Les tapis protecteurs qui ne sont pas fixés convenablement peuvent bouger et limiter les mouvements des pédales, ce qui peut aboutir à une perte de contrôle du véhicule.

POUR ÉVITER LES RISQUES DE BLESSURES GRAVES : Le tapis protecteur du côté conducteur DOIT être fixé avec les ancrages fournis avec votre Jeep®. Remplacez les ancrages de tapis fournis par le fabricant s'ils sont abîmés ou manquants.

N'EMPILEZ PAS D'AUTRES TAPIS PROTECTEURS sous ou sur votre tapis protecteur Bestop. Le tapis protecteur DOIT être fixé directement au tapis.



AVERTISSEMENT

Ce produit est conçu principalement pour améliorer l'apparence du véhicule. Ne jamais se fier aux composants de ce produit pour se protéger de blessures ou de la mort en cas d'accident. Ne jamais utiliser le véhicule au-delà des caractéristiques techniques indiquées par le fabricant.

PORTER UNE CEINTURE DE SÉCURITÉ EN TOUT TEMPS

Lire et suivre, très fidèlement, toutes les instructions d'installation fournies lors de l'installation de ce produit. Ne pas suivre cette consigne peut causer une installation inadéquate et mettre les occupants du véhicule dans une situation potentiellement dangereuse



Warranty Information Rear Floor Liner/Protector

Vehicle Application:
Jeep® Wrangler JL (2-Door)
2018- current
Part Number 51516

WHAT BESTOP WARRANTS

Subject to the terms and conditions of sale, including any terms and conditions set forth by Bestop, Inc. ("Bestop" or "us" or "we") in our then-current terms of sale on our website (collectively, the "Terms"), Bestop represents and warrants that: the covered products listed in the "Covered Products and Warranty Periods" section (a "Product") will substantially be free from defects in materials and workmanship for the specified warranty periods set forth in that section.

THE WARRANTY IS LIMITED AND CONDITIONAL

This warranty applies to the original purchaser of the Product only. The warranty is valid only as long as the original retail purchaser owns the vehicle upon which the Product is installed. The warranty expires should the Product be removed from the original vehicle or if the original vehicle is transferred to another owner. This warranty is not transferable or assignable. The warranty does not apply to Product bought from auction-style or price-bid websites.

THE LIMITED WARRANTY AND STATED REMEDIES ARE SOLE AND EXCLUSIVE AND IN LIEU OF ALL OTHER WARRANTIES AND REMEDIES, AND COMPANY EXPRESS DISCLAIMS ALL IMPLIED OR STATUTORY OR OTHER WARRANTIES, INCLUDING WITHOUT LIMITATIONS WARRANTIES OF MERCHANTABILITY, NON-INFRINGEMENT OR FITNESS FOR A PARTICULAR PURPOSE. IN NO EVENT WILL COMPANY BE LIABLE FOR ANY SPECIAL, INCIDENTAL, CONSEQUENTIAL, PUNITIVE, INDIRECT OR EXEMPLARY DAMAGES OF ANY KIND, INCLUDING LOST PROFITS OR REVENUE, HOWEVER CAUSED, WHETHER FOR BREACH OR REPUDIATION OF CONTRACT, TORT, BREACH OF WARRANTY, NEGLIGENCE, OR OTHERWISE, WHETHER OR NOT COMPANY WAS ADVISED OF THE POSSIBILITY OF SUCH LOSS OR DAMAGES. *Some states do not allow exclusion or limitation, so this may not apply to you. This warranty gives you specific legal rights, and you may have other rights which vary from state to state.*

EXCLUSIONS TO THE WARRANTY

The Limited Warranty excludes, and Bestop is not liable in any way for any warranty claims, damages, or defects related to:

- Misuse, abuse, accidents, vandalism, negligence, fire, or improper installation or modification, or improper or inadequate maintenance;
- Failure to comply with any Product documentation, Bestop instructions, or applicable law or regulations; use in extreme conditions
- Force Majeure including but not limited to, earthquake, hurricane, tornado, flooding, or other disasters natural or man-made, civil unrest, strikes, declared or undeclared war, or lack of performance by, or discontinued product of, supply chain partners whose products, software, operations or management is beyond the control of Bestop;
- Damage resulting in breakage (including without limitation, spontaneous breakage, accidental breakage or breakage by any other means) of a Product or any component part;
- Damage to vinyl windows due to misuse, or cracking due to varying weather conditions.

YOUR SOLE REMEDY

During the applicable warranty period, Bestop shall, at its option, either repair or replace any Product that it confirms, in its discretion, is non-compliant with the warranties herein. Bestop will not pay for labor charges associated with installation or removal of the Product. Should a specific Product be discontinued, Bestop may, at its option, replace the discontinued Product with a current product or like product. If Bestop opts to repair or replace your Product as set forth herein, Bestop shall use reasonable efforts to match any patch or replacement to the color and texture of your existing Product. There is no guarantee however, that Bestop will be able to match the color or texture. If Bestop is not able to match the color or texture, it may provide you with a black or neutral colored patch replacement in its discretion.

Please retain your proof of purchase. Original proof of purchase for the Product must accompany any warranty claim. If you have a warranty claim, first you must email Bestop Customer Service at csbestop@bestop.com for instructions. All claims must be emailed to csbestop@bestop.com within 30 days of discovery of a defective Product, but in no event later than thirty days after the end of the applicable Warranty Period (the "Warranty Notice Period"). Warranty claims made after the Warranty Notice Period are null and void and Bestop shall have no responsibility with respect to such claims.

THIS SECTION SETS FORTH BESTOP'S SOLE OBLIGATION & YOUR SOLE REMEDY WITH RESPECT TO ANY DEFECTS OR OTHER PRODUCT ISSUE. ANY PRODUCTS REPLACED UNDER TERMS OF THIS WARRANTY WILL BE COVERED UNDER TERMS & BALANCE OF THE DURATION OF THE ORIGINAL LIMITED WARRANTY FOR SUCH PRODUCT.



Warranty Information Rear Floor Liner/Protector

Vehicle Application:
Jeep® Wrangler JL (2-Door)
2018- current
Part Number 51516

COVERED PRODUCTS AND WARRANTY PERIODS: The warranty time periods are as follows for Products manufactured by Bestop:

BESTOP® LIMITED LIFETIME WARRANTY

Trektop® Pro Twill Fabric Top Sunrider® for Hardtop Twill Fabric Top
Trektop® NX Glide Twill Fabric Top Replace-a-Top™ Twill Fabric Top
Trektop® NX Twill Fabric Top Supertop® NX Twill Fabric Top
EZFold™ Soft Tonneaus Floor & Cargo Liners
ZipRail™ Soft Tonneaus Pet Barriers
EZRoll™ Soft Tonneaus

BESTOP® 5-YEAR LIMITED WARRANTY

Trektop® NX Glide™ Top (non-Twill) Sunrider® for Hardtop (non-Twill) Replace-a-Top™ Top (non-Twill) Trektop® NX Top (non-Twill)
Sailcloth Replace-a-Top™ Supertop® NX Top (non-Twill)
Tigertop™ and Halftop™ Supertop® Classic Soft Top Sunrider® Complete Soft Top Supertop® for Truck
EZ Fold Hard Tonneau

BESTOP® 3-YEAR/100K MILES LIMITED WARRANTY

Powerboard® & Powerboard® NX
Trekstep®, Side Mount
Trekstep®, Rear Mount

BESTOP® 3-YEAR LIMITED WARRANTY

Pavement Ends Sprint Top

BESTOP® 2-YEAR LIMITED WARRANTY

Trektop® Classic Soft Top
RoughRider™ Soft Storage

BESTOP® 1-YEAR LIMITED WARRANTY

All other Bestop® & Pavement Ends™ products not specified above.

For further information or request for warranty work, please contact:

Bestop Inc. Customer Service
Toll-Free: (800)845-3567
Main: (303)465-1755
E-mail: csbestop@Bestop.com
Website: www.Bestop.com

This product may be covered by 1 or more patents or pending applications, information can be found at www.bestop.com/patents