



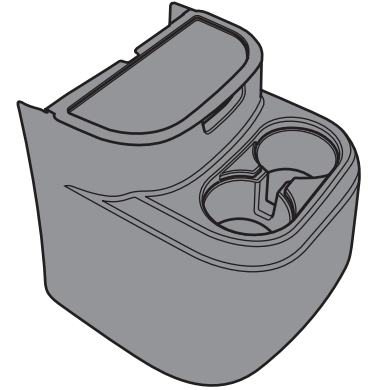
OMIX-ADA, Inc.

13551.50 (Black 2 Door JK)  
13551.51 (Black 4 Door JK)  
13551.52 (Tan 2 Door JK)  
13551.53 (Tan 4 Door JK)

# REAR SEAT ORGANIZER JK 2011+ PATENT PENDING

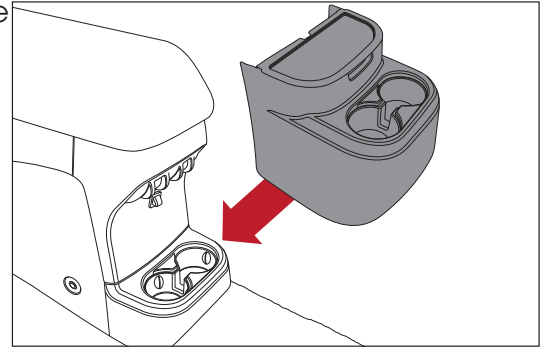
**Contents:**

- Rear Seat Organizer

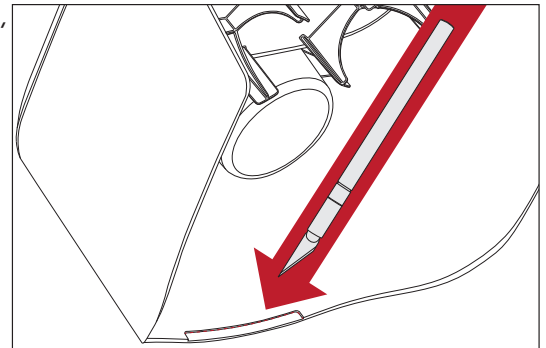


**NOTICE** Illustrations and product will vary from 2 door to 4 door JK's.

1. Place/push rear seat organizer onto the rear seat cup holder. Make sure factory rubber sleeve is installed in cup holder.

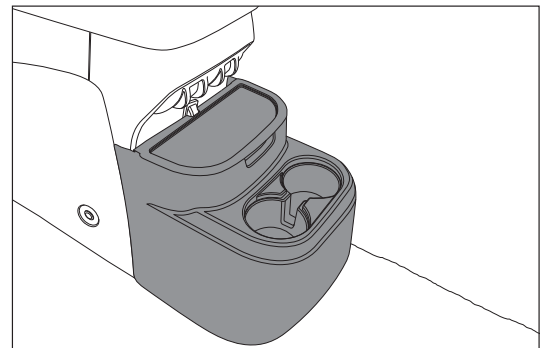


2. **ONLY** If you own a four door Rugged Ridge Floor liner(12975.01/.03), find recess on the underside of the rear seat organizer. Using a razor blade, cut out the recess as shown.



**CAUTION** Cutting/Sharp Edge Hazard: Cut carefully using gloves and eye protection.

3. Rear seat organizer is now secured and ready for use.



**OMIX-ADA® TECHNICAL SUPPORT**

**PHONE:** M-F 8am - 5pm EST 1-800-449-6649 | **EMAIL:** techsupport@omix-ada.com

**FOR WARRANTY INFORMATION VISIT:** [www.Omix-Ada.com](http://www.Omix-Ada.com)